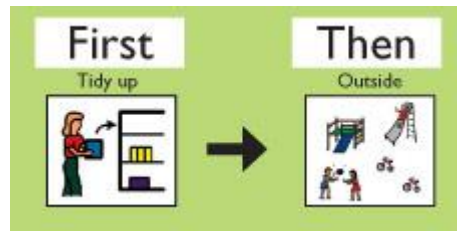


# First/Then Board

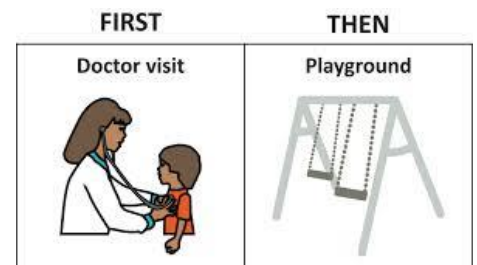
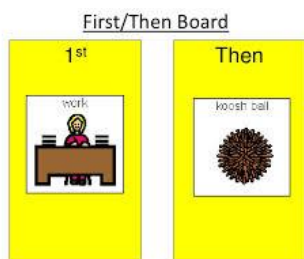
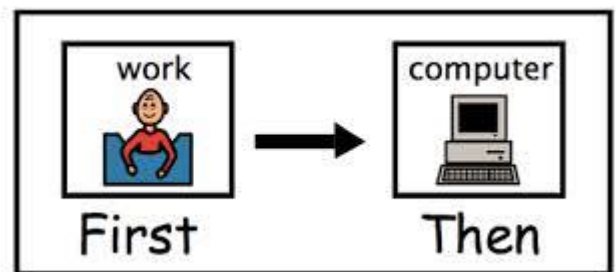
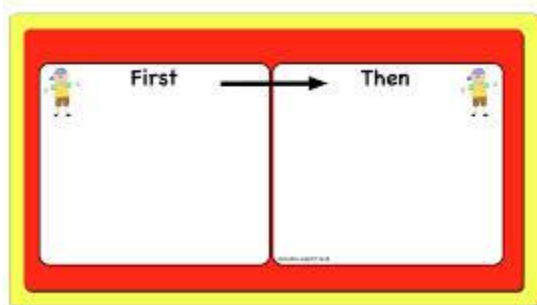


The **First/Then Board** can be used to

- teach logical sequence of events (e.g., “First clean up, then go outside”)
- visually clarify step-by-step instructions
- assist with skill-building by motivating an individual to first engage in a less-preferred activity, knowing that a preferred activity will follow (e.g., “First puzzle, Then train”).

The “first” picture is always an activity that you want your child to engage in, such as a transition, or a skill-building activity

The “then” picture reinforces the “first” activity by being an activity or object that your child enjoys



FIRST

THEN

